

MADERA IRRIGATION DISTRICT

**FINANCIAL STATEMENTS
WITH
INDEPENDENT AUDITORS' REPORT**

**FOR THE YEARS ENDED
DECEMBER 31, 2023 AND 2022**

TABLE OF CONTENTS

	<u>Page</u>
Independent Auditors' Report	1
Management's Discussion and Analysis	4
Basic Financial Statements:	
Statements of Net Position	11
Statements of Revenues, Expenses, and Changes in Net Position.....	13
Statements of Cash Flows	14
Notes to the Basic Financial Statements	16
Independent Auditors' Report on Internal Control Over Financial Reporting and on Compliance and Other Matters Based on an Audit of Financial Statements Performed in Accordance with <i>Government Auditing Standards</i>	32
Schedule of Findings and Responses	34
Schedule of Prior Year Findings and Responses	35



INDEPENDENT AUDITORS' REPORT

To the Board of Directors
Madera Irrigation District

Report on the Audit of the Financial Statements

Opinions

We have audited the accompanying financial statements of the business-type activities of the Madera Irrigation District (the District) as of and for the years ended December 31, 2023 and 2022, and the related notes to the financial statements, which collectively comprise the District's basic financial statements as listed in the table of contents.

In our opinion, the financial statements referred to above present fairly, in all material respects, the respective financial position of the business-type activities of the District, as of December 31, 2023 and 2022, and the respective changes in financial position and cash flows for the years then ended in accordance with accounting principles generally accepted in the United States of America.

Basis for Opinions

We conducted our audit in accordance with auditing standards generally accepted in the United States of America and the standards applicable to financial audits contained in *Government Auditing Standards*, issued by the Comptroller General of the United States. Our responsibilities under those standards are further described in the Auditors' Responsibilities for the Audit of the Financial Statements section of our report. We are required to be independent of the District and to meet our other ethical responsibilities, in accordance with the relevant ethical requirements relating to our audit. We believe that the audit evidence we have obtained is sufficient and appropriate to provide a basis for our audit opinions.

Responsibilities of Management for the Financial Statements

Management is responsible for the preparation and fair presentation of these financial statements in accordance with accounting principles generally accepted in the United States of America; this includes the design, implementation, and maintenance of internal control relevant to the preparation and fair presentation of financial statements that are free from material misstatement, whether due to fraud or error.

In preparing the financial statements, management is required to evaluate whether there are conditions or events, considered in the aggregate, that raise substantial doubt about the District's ability to continue as a going concern for twelve months beyond the financial statement date, including any currently known information that may raise substantial doubt shortly thereafter.

Auditors' Responsibilities for the Audit of the Financial Statements

Our objectives are to obtain reasonable assurance about whether the financial statements as a whole are free from material misstatement, whether due to fraud or error, and to issue an auditors' report that includes our opinions. Reasonable assurance is a high level of assurance but is not absolute assurance and therefore is not a guarantee that an audit conducted in accordance with generally accepted auditing standards and *Government Auditing Standards* will always detect a material misstatement when it exists.

The risk of not detecting a material misstatement resulting from fraud is higher than for one resulting from error, as fraud may involve collusion, forgery, intentional omissions, misrepresentations, or the override of internal control. Misstatements are considered material if there is a substantial likelihood that, individually or in the aggregate, they would influence the judgement made by a reasonable user based on the financial statements.

In performing an audit in accordance with generally accepted auditing standards and *Government Auditing Standards*, we:

- Exercise professional judgement and maintain professional skepticism throughout the audit.
- Identify and assess the risks of material misstatement of the financial statements, whether due to fraud or error, and design and perform audit procedures responsive to those risks. Such procedures include examining, on a test basis, evidence regarding the amounts and disclosures in the financial statements.
- Obtain an understanding of internal control relevant to the audit in order to design audit procedures that are appropriate in the circumstances, but not for the purpose of expressing an opinion on the effectiveness of the District's internal control. Accordingly, no such opinion is expressed.
- Evaluate the appropriateness of accounting policies used and the reasonableness of significant accounting estimates made by management, as well as evaluate the overall presentation of the financial statements.
- Conclude whether, in our judgement, there are conditions or events, considered in the aggregate, that raise substantial doubt about the District's ability to continue as a going concern for a reasonable period of time.

We are required to communicate with those charged with governance regarding, among other matters, the planned scope and timing of the audit, significant audit findings, and certain internal control-related matters that we identified during the audit.

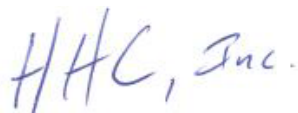
Required Supplementary Information

Accounting principles generally accepted in the United States of America require that the Management's Discussion and Analysis be presented to supplement the basic financial statements. Such information, although not a part of the basic financial statements, is required by the Governmental Accounting Standards Board, who considers it to be an essential part of financial reporting for placing the basic financial statements in an appropriate operational, economic, or historical context. We have applied certain limited procedures to the required supplementary information in accordance with auditing standards generally accepted in the United States of America, which consisted of inquiries of management about the methods of preparing the information and comparing the information for consistency with management's responses to our inquiries, the basic financial statements, and other knowledge we obtained during our audit of the basic financial statements. We do not express an opinion or provide any assurance on the information because the limited procedures do not provide us with sufficient evidence to express an opinion or provide any assurance.

Other Reporting Required by *Government Auditing Standards*

In accordance with *Government Auditing Standards*, we have also issued our report dated April 11, 2024, on our consideration of the District's internal control over financial reporting and on our tests of its compliance with certain provisions of laws, regulations, contracts, grant agreements, and other matters. The purpose of that report is to describe the scope of our testing of internal control over financial reporting and compliance and the results of that testing, and not to provide an opinion on internal control over financial reporting or on compliance. That report is an integral part of an audit performed in accordance with *Government Auditing Standards* in considering the District's internal control over financial reporting and compliance.

HHC, INC.

Handwritten signature in blue ink that reads "HHC, Inc." with a stylized flourish at the end.

Fresno, California
April 11, 2024

**MADERA IRRIGATION DISTRICT
MANAGEMENT'S DISCUSSION AND ANALYSIS
AS OF AND FOR THE YEARS ENDED DECEMBER 31, 2023 AND 2022**

The following management discussion and analysis is the result of Madera Irrigation District (the District) implementing Governmental Accounting Standards Board (GASB) Statement No. 34 "Basic Financial Statements – and Management's Discussion and Analysis (MD&A) - for State and Local Governments." - GASB No. 34 establishes financial reporting standards for state and local governments, including special districts such as the Madera Irrigation District. This discussion and analysis of the District's financial performance provides an overview of the District's activities as well as its financial condition for the years ended December 31, 2023 and 2022. Please read this discussion and analysis in conjunction with the District's audited financial statements and the accompanying notes.

Overall Program Highlights

Madera Irrigation District is a public agency, established by the State Legislature as a Special Act District. The governing Board of Directors consists of five members who are elected at large but must reside within one of the five director divisions and elected to a four-year term. Statutory authority under which the District operates is the California State Water Code. Regular board meetings are held once a month.

The District currently encompasses an area of approximately 140,000 acres, with a gravity irrigation distribution system of approximately 300 miles of open flow canal systems, as well as 150 miles of pipelines. Much of the City of Madera is within the boundaries of the District and provides approximately 2% of the District's revenues through the assessment collections.

The budget is adopted by the Board of Directors in December with assessment rate setting completed annually at the board meeting in June. The District has two main sources of income which consist of the sale of crop water delivered to its growers and assessments on any property within the District's boundaries.

Day-to-day operations of the District are the responsibility of the General Manager and the Assistant General Manager acting through the following described three departments:

1. Administration Department, headed by the General Manager
2. Finance Department, headed by the Controller
3. Operations, Maintenance and Engineering, headed by the Operations and Maintenance Manager

The District has a normal complement of 62 full-time employees and was staffed with 48 full-time employees as of December 31, 2023, with an annual budget of approximately \$34 million.

In 1951, after years of temporary contracts, the District signed its first long-term contract with United States Bureau of Reclamation (USBR) for 85,000 acre-feet of Class 1 water and 186,000 acre-feet of Class 2 water. The Class 2 water is less firm and with a lower cost and is intended to assist the District in controlling groundwater overdraft during wetter years. Also, the District signed a contract in 1968 with the Bureau of Reclamation for 24,000 acre-feet of conservation yield water from what is the Hidden Dam, which forms Hensley Lake.

In addition to the services rendered to the lands within the District, the District is a member of the Madera-Chowchilla Water and Power Authority which operates and maintains the Madera Canal, beginning at Friant Dam, to its terminus at the Chowchilla River.

The District is also a member of the Friant Power Authority. The Friant Power Authority power plants produce hydroelectricity and are located at Friant Dam on the San Joaquin River, Madera Canal, and Friant Kern Canal. As a member of the Friant Power Authority, the District shares in the generation revenue based on its membership percentage.

MADERA IRRIGATION DISTRICT
MANAGEMENT'S DISCUSSION AND ANALYSIS (continued)
AS OF AND FOR THE YEARS ENDED DECEMBER 31, 2023 AND 2022

Required Financial Statements

This annual financial statement report consists of three parts: Management's Discussion and Analysis, Financial Statements, and Notes to the Financial Statements. The District's financial statements include the (1) Statements of Net Position, (2) Statements of Revenues, Expenses, and Changes in Net Position, and (3) Statements of Cash Flows. The financial statements are prepared using the accrual basis of accounting.

The Notes to the Financial Statements provide additional information that is essential to a full understanding of the financial data provided and are an integral part of the District's financial statements.

The Financial Statements of the District report information about the District using accounting methods like those used by companies in the private sector. These statements offer short-term and long-term financial information about its activities. The *Statements of Net Position* includes all District's assets, deferred outflows of resources, liabilities, deferred inflows of resources, and provides information about the nature and amounts of investments in assets and obligations to District creditors as liabilities. It also provides the basis for computing rate of return, evaluating the capital structure of the District and assessing the liquidity and financial flexibility of the District.

All the revenues and expenses are accounted for in the *Statements of Revenues, Expenses, and Changes in Net Position*. These statements measure the District's operations over the past year and can be used to determine whether the District has successfully recovered its costs through its rates, fees, assessments, and other methods in the period they are earned and expenses in the period they are incurred without regard to the period of cash receipt or payment.

The final required financial statements are the *Statements of Cash Flows*. The primary purpose of these statements is to provide information about the District's cash receipts and cash payments during the reporting period as well as net changes in cash resulting from operating, investing, and financing activities. These statements explain where cash came from and where cash was used and the change in the cash balance during the reporting period.

HHC, Inc., Certified Public Accountants, have performed an independent audit of the District's financial statements in accordance with generally accepted auditing standards. Their opinion is included in the Financial Section of this report.

OVERVIEW OF FINANCIAL STATEMENTS

- Total assets and deferred outflows of resources are \$130.0 million, an increase of approximately 1%. This increase is due to an increase in cash and cash equivalents and capital assets.
- Total liabilities are \$38.6 million, a decrease of approximately 9%. This decrease is due to a decrease in long-term liabilities.
- Operating revenue of \$26.4 million and operating expense of \$24.5 million resulted in operating income from operations of \$1.9 million. Net non-operating revenue of \$3.8 million is the result of total non-operating revenue of \$5.9 million offset by interest expense and other expenses of \$2.1 million.
- The District's total cash and cash equivalents increased by \$0.8 million in 2023. This increase was due to net revenues over expenses resulting in an increase in the District's net position.

**MADERA IRRIGATION DISTRICT
MANAGEMENT'S DISCUSSION AND ANALYSIS (continued)
AS OF AND FOR THE YEARS ENDED DECEMBER 31, 2023 AND 2022**

OVERVIEW OF FINANCIAL STATEMENTS (continued)

Summary of Overall Financial Positions and Results of Operation

	<u>2023</u>	<u>2022</u>	<u>(Restated)</u> <u>2021</u>
ASSETS			
Current unrestricted assets	\$ 56,781,466	\$ 56,689,980	\$ 50,353,855
Restricted assets	1,713,270	440,819	2,066,003
Water entitlements	27,061,855	27,061,855	27,061,855
Land leases receivable, long term	1,049,398	1,464,924	-
Capital assets, net	32,610,673	31,306,364	31,569,131
Investments in water and power authorities	<u>5,779,924</u>	<u>5,974,135</u>	<u>6,072,944</u>
Total Assets	124,996,586	122,938,077	117,123,788
DEFERRED OUTFLOWS OF RESOURCES			
Deferred outflows of resources	<u>4,977,308</u>	<u>5,747,951</u>	<u>6,591,053</u>
Total Assets and Deferred Outflows of Resources	<u>\$ 129,973,894</u>	<u>\$ 128,686,028</u>	<u>\$ 123,714,841</u>
LIABILITIES			
Current liabilities	\$ 8,411,575	\$ 8,872,092	\$ 8,930,622
Long-term liabilities	<u>30,167,889</u>	<u>33,709,097</u>	<u>39,502,372</u>
Total Liabilities	<u>38,579,464</u>	<u>42,581,189</u>	<u>48,432,994</u>
DEFERRED INFLOWS OF RESOURCES			
Deferred inflows of resources	6,263,255	6,272,249	6,271,324
Deferred inflows of leases	<u>1,853,211</u>	<u>2,266,013</u>	<u>-</u>
Total Deferred Inflows of Resources	<u>8,116,466</u>	<u>8,538,262</u>	<u>6,271,324</u>
NET POSITION			
Net investment in capital assets	31,819,997	27,983,995	23,330,215
Restricted	1,713,270	440,819	2,066,003
Unrestricted	<u>49,744,697</u>	<u>49,141,763</u>	<u>43,614,305</u>
Total Net Position	<u>83,277,964</u>	<u>77,566,577</u>	<u>69,010,523</u>
Total Liabilities, Deferred Inflows of Resources & Net Position	<u>\$ 129,973,894</u>	<u>\$ 128,686,028</u>	<u>\$ 123,714,841</u>

Significant Net Position Activity – The balance of net position is comprised of restricted, unrestricted, and net investment in capital assets. The District's assets and deferred outflows of resources exceeded liabilities and deferred inflows of resources by \$83 million. Capital assets are not liquid nor are they available for future spending but have been acquired over time and, through their utilization, provide the District with revenue.

**MADERA IRRIGATION DISTRICT
MANAGEMENT'S DISCUSSION AND ANALYSIS (continued)
AS OF AND FOR THE YEARS ENDED DECEMBER 31, 2023 AND 2022**

OVERVIEW OF FINANCIAL STATEMENTS (continued)

Condensed Capital Assets Detail

	<u>2023</u>	<u>2022</u>	<u>2021</u>
Transmission and Distribution System, net	\$ 6,047,866	\$ 6,369,507	\$ 6,548,609
Land	22,337,347	22,337,347	19,908,628
Vernal Pools	899,588	899,588	899,588
Madera Ranch - Improvements, net	38,564	42,189	45,813
Buildings, net	39,238	45,225	56,390
Construction and Shop Equipment, net	1,125,023	895,461	1,083,822
Transportation Equipment, net	399,665	436,434	602,425
Office Furniture and Equipment, net	45,700	69,704	96,858
Yards and Grounds, net	40,021	54,487	69,398
Construction in Progress	1,637,661	156,422	2,257,600
	<u>\$ 32,610,673</u>	<u>\$ 31,306,364</u>	<u>\$ 31,569,131</u>

Condensed Long-Term Debt Detail

Long-term debt totaled \$32,829,839 at December 31, 2023. This is comprised of water revenue refunding bonds totaling \$12,625,030 and \$20,204,809 for the 2015 Series and 2016 Series, respectively.

	<u>December 31, 2023</u>	<u>December 31, 2022</u>	<u>Percentage Change</u>
Water Revenue Refunding Bond Series 2015	\$ 12,625,030	\$ 14,867,296	-15.1%
Water Revenue Refunding Bond Series 2016	20,204,809	21,264,879	-5.0%
Total long-term debt	<u>\$ 32,829,839</u>	<u>\$ 36,132,175</u>	<u>-9.1%</u>

	<u>December 31, 2022</u>	<u>December 31, 2021</u>	<u>Percentage Change</u>
Water Revenue Refunding Bond Series 2015	\$ 14,867,296	\$ 19,605,930	-24.2%
Water Revenue Refunding Bond Series 2016	21,264,879	22,285,894	-4.6%
Total long-term debt	<u>\$ 36,132,175</u>	<u>\$ 41,891,824</u>	<u>-13.7%</u>

**MADERA IRRIGATION DISTRICT
MANAGEMENT'S DISCUSSION AND ANALYSIS (continued)
AS OF AND FOR THE YEARS ENDED DECEMBER 31, 2023 AND 2022**

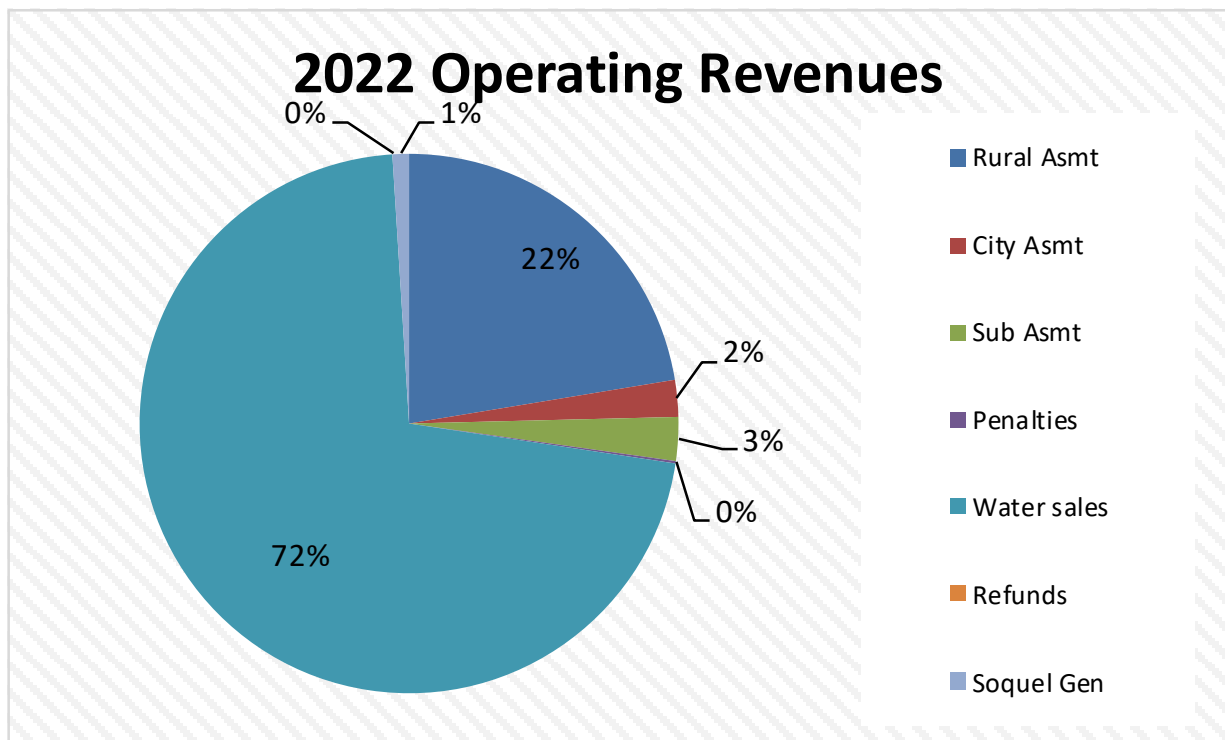
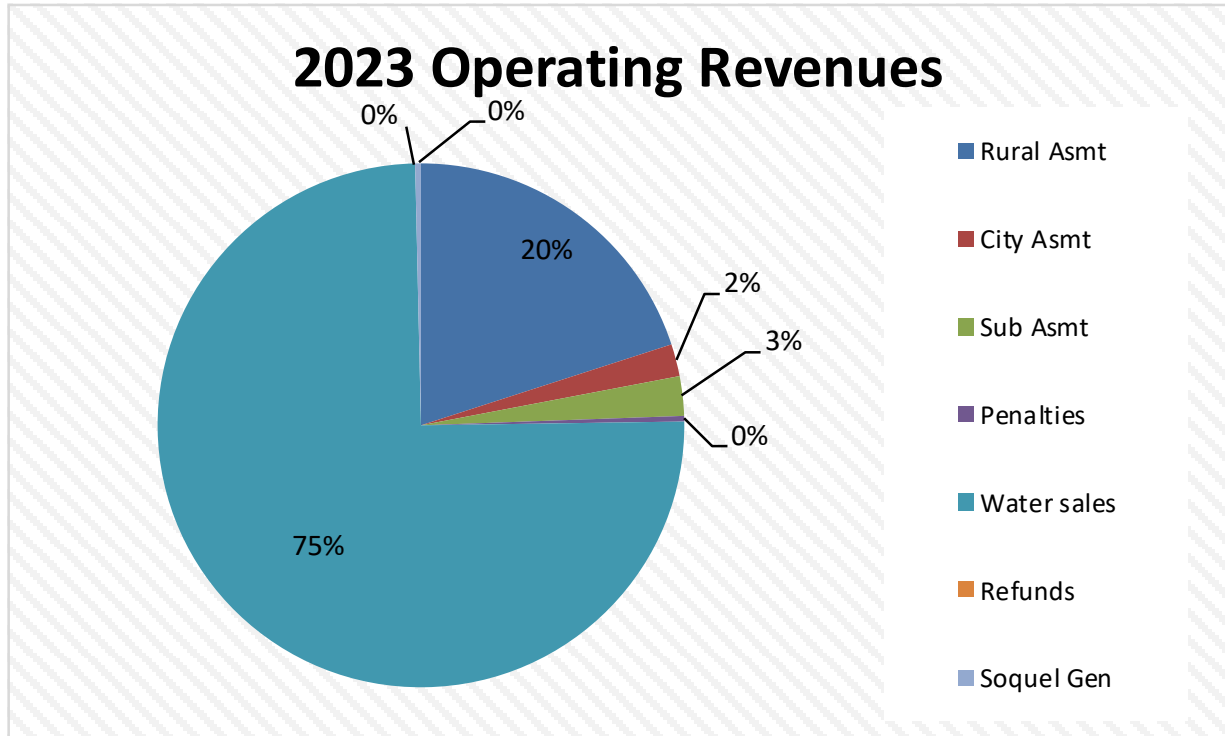
OVERVIEW OF FINANCIAL STATEMENTS (continued)

Combined Statement of Revenues, Expenses, and Changes in Net Position

	2023	2022	(Restated) 2021
Operating revenues	\$ 26,401,910	\$ 23,561,518	\$ 17,833,238
Operating expenses	<u>24,482,857</u>	<u>15,615,204</u>	<u>12,795,871</u>
Net Income from Operations	<u>1,919,053</u>	<u>7,946,314</u>	<u>5,037,367</u>
Non-operating revenues	5,896,061	2,907,193	3,331,155
Non-operating expenses	<u>2,103,727</u>	<u>2,297,453</u>	<u>2,374,426</u>
Total Nonoperating Revenues (Expenses)	<u>3,792,334</u>	<u>609,740</u>	<u>956,729</u>
Change in Net Position	5,711,387	8,556,054	5,994,096
Net Position, Beginning of Year	<u>77,566,577</u>	<u>69,010,523</u>	<u>63,016,427</u>
Net Position, End of Year	<u><u>\$ 83,277,964</u></u>	<u><u>\$ 77,566,577</u></u>	<u><u>\$ 69,010,523</u></u>

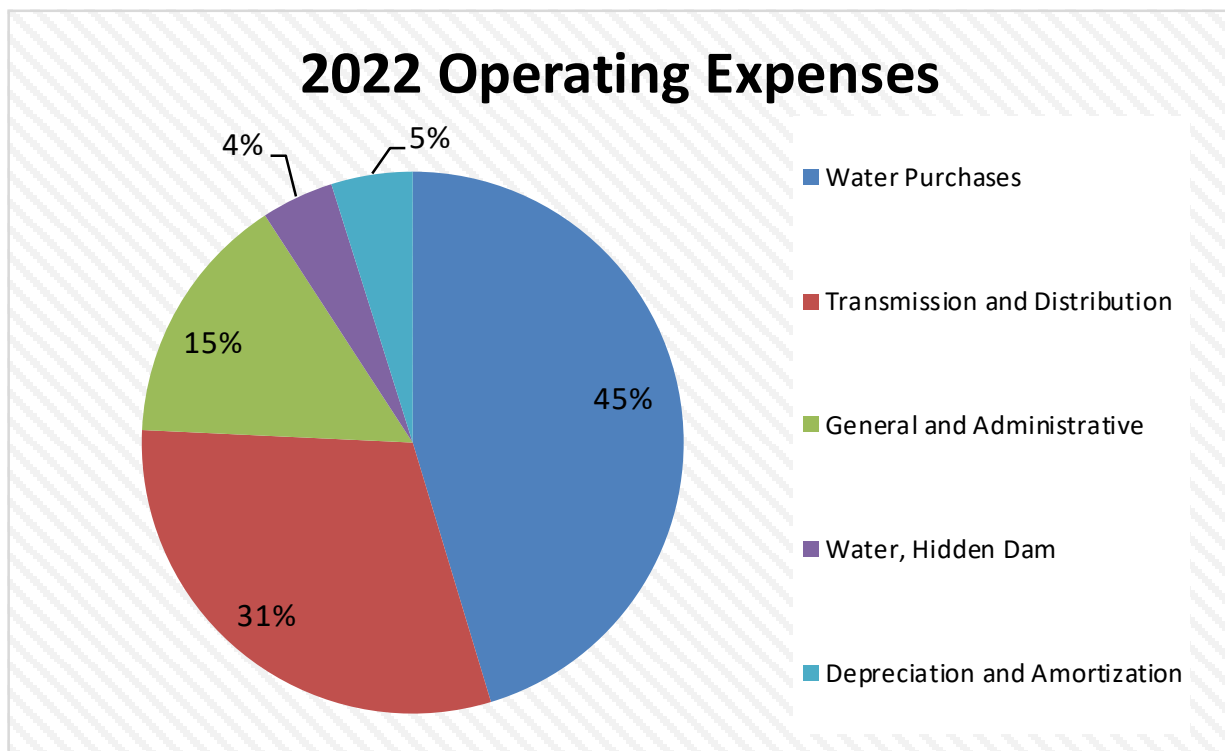
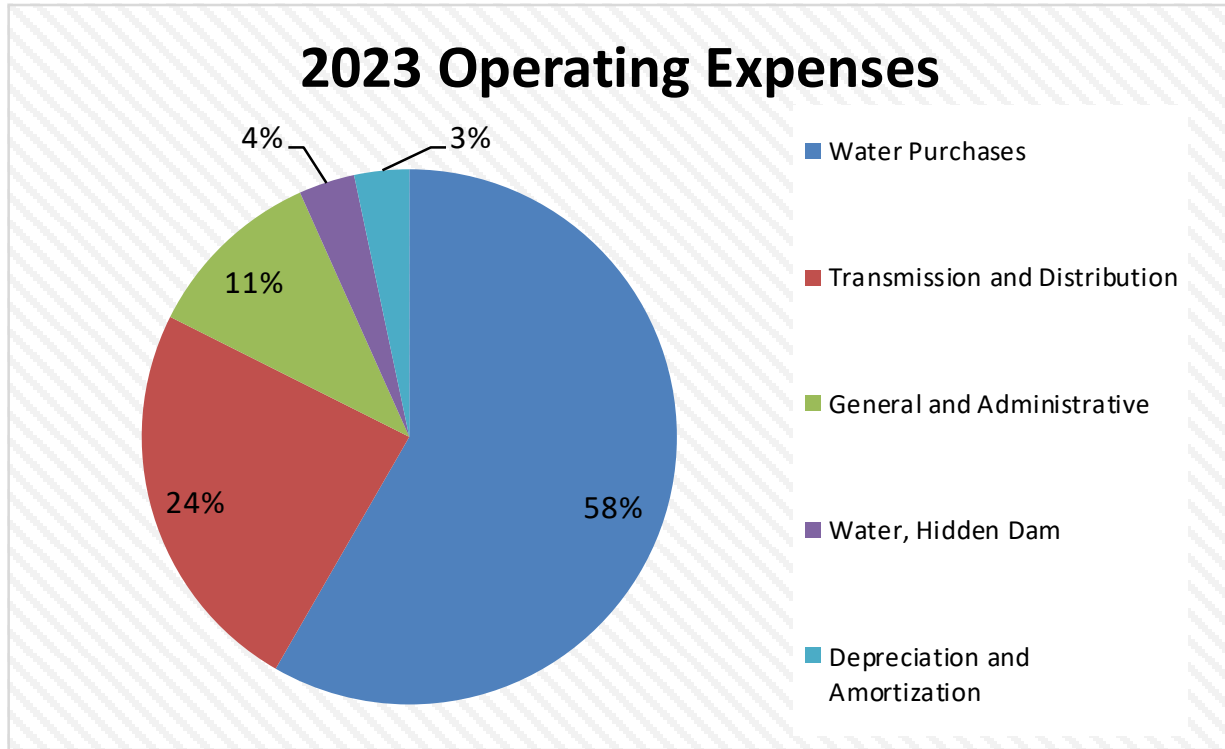
**MADERA IRRIGATION DISTRICT
MANAGEMENT'S DISCUSSION AND ANALYSIS (continued)
AS OF AND FOR THE YEARS ENDED DECEMBER 31, 2023 AND 2022**

OVERVIEW OF FINANCIAL STATEMENTS (continued)



MADERA IRRIGATION DISTRICT
MANAGEMENT'S DISCUSSION AND ANALYSIS (continued)
AS OF AND FOR THE YEARS ENDED DECEMBER 31, 2023 AND 2022

OVERVIEW OF FINANCIAL STATEMENTS (continued)



**MADERA IRRIGATION DISTRICT
MANAGEMENT'S DISCUSSION AND ANALYSIS (continued)
AS OF AND FOR THE YEARS ENDED DECEMBER 31, 2023 AND 2022**

Economic Factors and Rates

As of December 31, 2023, Madera Irrigation District received 100% Class 1 and 15% Class 2 water allocation from the USBR. The District's Friant Class 1 contract amount is 85,000 acre-feet and Class 2 contract amount is 186,000. Additional water sources in 2023 included Hensley Lake, RWA, Pre-1914, and Unreleased Restoration Flows (URF) water supplies. The price of water to District growers ranged from \$0 to \$145 per acre-feet. The District was able to balance its budget and avoided withdrawing from reserves.

The District, in keeping with its mission of obtaining and managing surface water and groundwater supplies to ensure the long-term viability of irrigated agriculture, works to keep the crop water rates affordable for its growers. By keeping the crop water rates affordable, the District hopes to encourage use of surface water to help preserve groundwater levels within the Madera Irrigation District.

Madera Irrigation District had not increased its original assessment rates since the passage of Proposition 218 in 1996 which states that before a district can increase its rates, the request for increase must be voted on and passed by a majority of the landowners in the District. In 2011, the District had a Proposition 218 engineering report completed by a certified engineering firm to assess the need for increases in the assessments to assist with the financing of the 9(d) contract with the USBR. That election passed by 67% on March 15, 2011 thus increasing the assessments by approximately \$32.53 per acre (amount varies dependent on land category) to the rural parcel assessments. This approved increase in assessments is referred to as the 2011 Assessment. Pursuant to Board action taken on March 15, 2011, Resolution No. 2011-04 includes a provision which allows an increase of the 2011 Assessment by 3% annually for a ten-year period. This increase is covenanted by the Water Revenue Refunding Bonds, Series 2015. Thus, the annual 3% increase took place until the year 2022. The 2011 Assessment resulted in an additional \$3,800,000 this year in dedicated revenue.

In 2016, Madera Irrigation District transferred the billing and collection duties for the District's assessments and standby charges to the County of Madera (County). The transfer took place with the District's 2017 assessments and 2016 standby charges. The transfer was for the benefit of landowners and taxpayers, simplifying the payment process as one payment could be made for County property taxes, District assessments, and District standby charges. This transfer has resulted in a significant decrease in the delinquency rate for the collection of assessments and standby charges.

Requests for Information

This financial report is designed to provide a general overview of the District's finances. Questions concerning the information provided in this report or requests for additional financial information should be addressed to Controller, 12152 Road 28 ¼, Madera, CA or by telephone at (559) 673-3514.

**MADERA IRRIGATION DISTRICT
STATEMENTS OF NET POSITION
DECEMBER 31, 2023 AND 2022**

	2023	(Restated) 2022
ASSETS		
Current Assets:		
Cash and cash equivalents:		
Unrestricted	\$ 45,781,965	\$ 46,168,637
Restricted	1,713,270	440,819
Receivables:		
Accounts	1,674,640	1,450,893
Assessments	8,029,264	8,036,443
Certificates of sales	48,434	49,751
Land leases receivable, current	466,027	460,579
Supplies inventory	167,440	108,680
Prepaid expenses	613,696	414,997
Total Current Assets	58,494,736	57,130,799
Noncurrent Assets:		
Investments in water and power authorities	5,779,924	5,974,135
Water entitlements	27,061,855	27,061,855
Land leases receivable, noncurrent	1,049,398	1,464,924
Capital assets, not being depreciated	24,874,596	23,393,357
Other capital assets, net of accumulated depreciation	7,736,077	7,913,007
Total Noncurrent Assets	66,501,850	65,807,278
Total Assets	124,996,586	122,938,077
DEFERRED OUTFLOWS OF RESOURCES		
Deferred Loss on Bond Refunding	4,825,315	5,575,157
Debt Issue Costs, Net of Accumulated Amortization	151,993	172,794
Total Deferred Outflows of Resources	4,977,308	5,747,951
Total Assets and Deferred Outflows of Resources	\$ 129,973,894	\$ 128,686,028

The accompanying notes are an integral part of the basic financial statements.

**MADERA IRRIGATION DISTRICT
STATEMENTS OF NET POSITION (continued)
DECEMBER 31, 2023 AND 2022**

	2023	(Restated) 2022
LIABILITIES		
Current Liabilities:		
Accounts payable	\$ 236,257	\$ 711,187
Other liabilities	527	229
Accrued salaries and related liabilities	158,985	135,154
Accrued compensated absences	472,239	347,687
Accrued interest	426,084	472,917
Unearned revenue	4,167,483	4,394,918
Current portion of long-term debt	2,950,000	2,810,000
Total Current Liabilities	8,411,575	8,872,092
Noncurrent Liabilities:		
Accrued compensated absences	118,060	86,922
Water deposits	169,990	300,000
Long-term debt, net of current portion	29,879,839	33,322,175
Total Noncurrent Liabilities	30,167,889	33,709,097
Total Liabilities	38,579,464	42,581,189
DEFERRED INFLOWS OF RESOURCES		
Unearned Assessment Revenue	6,263,255	6,272,249
Deferred Inflows from Leases	1,853,211	2,266,013
Total Deferred Inflows of Resources	8,116,466	8,538,262
NET POSITION		
Net Investment in Capital Assets	31,819,997	27,983,995
Restricted	1,713,270	440,819
Unrestricted	49,744,697	49,141,763
Total Net Position	83,277,964	77,566,577
Total Liabilities, Deferred Inflows of Resources and Net Position	\$ 129,973,894	\$ 128,686,028

The accompanying notes are an integral part of the basic financial statements.

MADERA IRRIGATION DISTRICT
STATEMENTS OF REVENUES, EXPENSES, AND CHANGES IN NET POSITION
FOR THE YEARS ENDED DECEMBER 31, 2023 AND 2022

	2023	(Restated) 2022
OPERATING REVENUES		
Assessments:		
Rural	\$ 5,280,733	\$ 5,278,723
City	524,670	519,837
Subordinate lands	643,447	616,432
Penalties and costs	91,021	33,473
Water sales	19,768,960	16,879,911
Soquel electric generation revenues	93,079	233,142
Total Operating Revenues	26,401,910	23,561,518
OPERATING EXPENSES		
Water purchases	15,107,421	7,753,910
Transmission and distribution	5,894,911	4,747,526
General and administrative	2,668,942	2,355,024
Depreciation and amortization	811,583	758,744
Total Operating Expenses	24,482,857	15,615,204
Net Income from Operations	1,919,053	7,946,314
NONOPERATING REVENUES (EXPENSES)		
Madera-Chowchilla Water & Power Authority:		
Electric generation revenue	607,651	72,101
Power projects lease payments	(352,196)	(385,513)
Gain (loss) from power authority	(88,306)	6,314
Gain from Friant Power Authority	729,834	488,769
Grant revenue	2,000	-
Investment income	1,505,163	374,568
Interest expense	(1,663,224)	(1,911,939)
Gain on disposition of capital assets	111,600	585
Miscellaneous income (expense)	605,956	706,831
Long-term agreements	1,921,053	845,223
Land leases revenue	412,803	412,802
Total Nonoperating Revenues (Expenses)	3,792,334	609,741
Change in Net Position	5,711,387	8,556,055
Net Position, Beginning of Year	77,566,577	69,010,522
Net Position, End of Year	\$ 83,277,964	\$ 77,566,577

The accompanying notes are an integral part of the basic financial statements.

**MADERA IRRIGATION DISTRICT
STATEMENTS OF CASH FLOWS
FOR THE YEARS ENDED DECEMBER 31, 2023 AND 2022**

	2023	(Restated) 2022
Cash flows from operating activities:		
Cash received from water sales and related activities	\$ 19,386,672	\$ 15,236,106
Cash received from assessments	6,538,056	6,432,735
Cash received from other operating activities	91,672	576,128
Cash paid for water purchases and related activities	(15,107,421)	(7,753,910)
Cash paid to other vendors for other operating activities	(3,897,211)	(2,175,139)
Cash paid to employees and related benefits	(5,219,212)	(4,673,715)
Net cash provided by operating activities	1,792,556	7,642,205
Cash flows from capital and related financing activities:		
Principal payments on long-term debt	(3,302,336)	(5,759,649)
Interest paid on long-term debt	(939,414)	(1,158,601)
Capital expenditures	(2,120,333)	(501,570)
Proceeds from the sale of capital assets	116,041	6,178
Grant proceeds	2,000	-
Long-term agreements	1,921,053	845,223
Other non-operating activities	605,956	706,831
Net cash used by capital and related financing activities	(3,717,033)	(5,861,588)
Cash flows from investing activities:		
Interest received	1,306,259	224,649
Net investments in water authorities	1,091,194	280,479
Net land leases revenue received	412,803	761,484
Net cash provided by investing activities	2,810,256	1,266,612
Net increase in cash and cash equivalents	885,779	3,047,229
Cash and cash equivalents at beginning of year	46,609,456	43,562,227
Cash and cash equivalents at end of year	\$ 47,495,235	\$ 46,609,456
Reconciliation of cash and cash equivalents to the Statements of Net Position:		
Unrestricted cash and cash equivalents	\$ 45,781,965	\$ 46,168,637
Restricted cash and cash equivalents	1,713,270	440,819
Total cash and cash equivalents	\$ 47,495,235	\$ 46,609,456

The accompanying notes are an integral part of the basic financial statements.

MADERA IRRIGATION DISTRICT
STATEMENTS OF CASH FLOWS (continued)
FOR THE YEARS ENDED DECEMBER 31, 2023 AND 2022

	2023	(Restated) 2022
Reconciliation of net income from operations to net cash provided by operating activities:		
Net income from operations	\$ 1,919,053	\$ 7,946,314
Adjustments to reconcile net income from operations to net cash provided by operating activities:		
Depreciation and amortization	811,583	758,744
(Increase) decrease in:		
Receivables	(16,347)	(828,411)
Land leases receivable	410,078	(1,925,503)
Supplies inventory	(58,760)	51,637
Prepaid expenses	(198,699)	(276,440)
Increase (decrease) in:		
Accounts payable	(474,930)	468,360
Other liabilities	298	(29)
Accrued salaries and related liabilities	23,831	3,295
Accrued compensated absences	155,690	6,873
Unearned revenue	(227,435)	(929,573)
Water deposits	(130,010)	100,000
Unearned assessment revenue	(8,994)	925
Deferred inflows from leases	(412,802)	2,266,013
Total adjustments	(126,497)	(304,109)
Net cash provided by operating activities	\$ 1,792,556	\$ 7,642,205

The accompanying notes are an integral part of the basic financial statements.

**MADERA IRRIGATION DISTRICT
NOTES TO THE BASIC FINANCIAL STATEMENTS**

NOTE 1 – SUMMARY OF SIGNIFICANT ACCOUNTING POLICIES

Reporting Entity: The Madera Irrigation District (the District) is located in Madera County and covers an area of approximately 140,000 acres. The primary function of the District is to divert and distribute water to agricultural lands.

Financial Reporting Entity: The District's financial reporting entity comprises the following:

Primary Government	Madera Irrigation District
Blended Component Units	Madera Irrigation Financing Authority Improvement District No. 05-01

Blended component units are separate legal entities that meet the component unit criteria described above and whose governing body is the same or substantially the same as the District's Board, or the component unit provides services entirely to the District. Those component unit funds are blended into those of the District's by appropriate activity type to compose the primary government presentation.

Component units that are blended into the reporting activity types of the District's report are presented below:

The Madera Irrigation Financing Authority is a joint powers authority between the Improvement District No. 05-01 and the Madera Irrigation District. The Authority is authorized to borrow money to provide financing and refinancing for public capital improvements of the Improvement District and to provide funds for the financing of the acquisition and construction of certain improvements to the District's irrigation system.

The Improvement District No. 05-01 was formed under the Water Code of the State of California for the purpose of cooperating and contracting with the United States and agencies pursuant to the Irrigation District Federal Cooperation Law and for the purpose of providing irrigation water service by a system of pumps or conduits or both, maintenance of irrigation works, and acquiring and distributing water.

Measurement Focus, Accounting Basis, and Financial Statement Presentation: The District's resources are allocated to and accounted for in these financial statements as an enterprise fund type of the proprietary fund group. The enterprise fund is used to account for operations that are financed and operated in a manner similar to a private business enterprise, where the intent of the governing body is that the costs (expenses, including depreciation) of providing goods or services to the general public on a continuing basis be financed or recovered primarily through user charges, or where the governing body has decided that periodic determination of revenues earned, expenses incurred, and/ or net income is appropriate for capital maintenance, public policy, management control, accountability, or other policies. Net position represents the amount available for future operations.

The accounting and financial reporting treatment applied to a fund is determined by its measurement focus. The enterprise fund type is accounted for on a flow of economic resources measurement focus. With this measurement focus, all assets and all liabilities associated with the operation of the District are included on the Statements of Net Position. Net position is segregated into net investment in capital assets, restricted, and unrestricted. Enterprise fund type operating statements present increases (i.e., revenues) and decreases (i.e., expenses) in total net position.

The District uses the accrual basis of accounting. Under this method, revenues are recorded when earned and expenses are recorded at the time liabilities are incurred. Grant revenue is recognized when program expenditures are incurred in accordance with program guidelines. When funds are received in advance of program, they are recorded as unearned revenues until earned. Earned but unbilled electric and water services are accrued as revenue.

MADERA IRRIGATION DISTRICT
NOTES TO THE BASIC FINANCIAL STATEMENTS (continued)

NOTE 1 – SUMMARY OF SIGNIFICANT ACCOUNTING POLICIES (continued)

Measurement Focus, Accounting Basis, and Financial Statement Presentation (continued):

Operating revenues and expenses consist of those revenues and expenses that result from the ongoing principal operations of the District. Operating revenues consist primarily of charges for services. Nonoperating revenues and expenses consist of those revenues and expenses that are related to financing and investing types of activities and result from nonexchange transactions or ancillary activities.

The District maintains both restricted and unrestricted cash. Restricted cash is held in reserve and is spent exclusively for the intended purpose. In the event that the restricted cash is insufficient to complete the intended purpose, unrestricted cash is utilized.

Lease Receivable and Deferred Inflow of Resources: Pursuant to GASB Statement No. 87, *Leases*, the District recognizes two land lease receivables and deferred inflow of resources. The objective of the Statement is to increase the usefulness of governments' financial statements by requiring certain lease assets and liabilities for leases that previously were classified as operating leases and recognized as inflows of resources or outflows of resources based on the payment provisions of the contract. The District reports two land lease receivables and deferred inflows of resources in the Statements of Net Position.

Inventory: Supplies consist of construction material, herbicides, fuel, and rodenticides. They are recorded at the lower of cost, determined primarily under the first-in first-out method or estimated market value.

Investments in Power Authorities: For investments in power authorities classified as joint ventures, where the District participates in the profit and losses of the joint venture, the initial investment is recorded at cost and adjusted to reflect the District's share of the joint venture's profit or losses. If the District is involved in joint control of the power authority but there is no ongoing financial interest or ongoing financial responsibility, the entity is considered a jointly governed organization and not a joint venture.

Capital Assets: Capital assets are recorded at cost less accumulated depreciation. Included in the total cost of utility plant is the cost of the property owners' participation in District improvements. Repairs and maintenance and minor alterations are charged to expense as incurred. Costs, which are considered improvements, are added to the appropriate capital asset account. Gains and losses on the disposition of utility plant assets are reported and recognized in the year of disposition.

Capital assets are defined by the District as assets with an initial individual cost of more than \$5,000, and an estimated useful life of at least five years. Depreciable assets are depreciated over their estimated useful lives using the straight-line method. Estimated useful lives are as follows:

Transmission/distribution system	10 - 99 Years
Madera Ranch - improvements	5 - 15 Years
Buildings	7 - 40 Years
Construction and shop equipment	10 - 15 Years
Transportation equipment	10 - 20 Years
Office furniture and equipment	5 - 10 Years
Yards and grounds	10 - 40 Years

MADERA IRRIGATION DISTRICT
NOTES TO THE BASIC FINANCIAL STATEMENTS (continued)

NOTE 1 – SUMMARY OF SIGNIFICANT ACCOUNTING POLICIES (continued)

Deferred Outflows and Inflows of Resources: Pursuant to GASB Statement No. 63, *Financial Reporting of Deferred Outflows of Resources, Deferred Inflows of Resources, and Net Position*, and GASB Statement No. 65, *Items Previously Reported as Assets and Liabilities*, the District recognizes deferred outflows and inflows of resources.

In addition to assets, the Statements of Net Position will sometimes report a separate section for deferred outflows of resources. A deferred outflow of resources is defined as a consumption of net position by the District that is applicable to a future reporting period.

In addition to liabilities, the Statements of Net Position will sometimes report a separate section for deferred inflows of resources. A deferred inflow of resources is defined as an acquisition of net position by the District that is applicable to a future reporting period.

Unearned Assessment Revenues – In accordance with provisions of Division 11 of the Water Code of the State of California an annual assessment is levied upon the land within the District to provide the funds necessary for the District to meet its financial obligations. The assessment levied in June of each year is to acquire funds for operations and debt service during the next calendar year. To properly match revenues with expenses, the revenues from 2024 assessments, levied in 2023, are considered unearned at year-end.

Non-Exchange Transactions: Non-exchange transactions, in which the District gives or receives value without directly receiving or giving equal value in exchange, include property tax increments and other grants. With the accrual basis of accounting, revenue from assessments is recognized in the fiscal year for which the assessments are levied or assessed. Revenue from grants and donations is recognized in the fiscal year in which all eligibility requirements have been satisfied.

Compensated Absences: The District's employees are granted sick leave and paid time-off benefits in varying amounts depending on the number of years of service and other factors. Vested leave is recorded as an expense and a liability of the District as the benefits accrue.

Bad Debts: The District utilizes the direct write-off method for bad debts. No allowance for bad debts has been provided as no material write-offs are expected for receivables at December 31, 2023 and 2022.

Cash and Cash Equivalents: For the purpose of the Statements of Cash Flows, the District considers all cash and cash deposits, investments in the State Treasurer's Local Agency Investment Fund (LAIF), and other investments with initial maturities of less than 90 days to be cash and cash equivalents, which are available upon demand.

Income Tax: The District qualifies for tax-exempt status as an integral part of the State of California or a political subdivision in accordance with Internal Revenue Code (IRC) Section 115. As a result, no tax provisions apply to the District's income.

Use of Estimates: The preparation of financial statements in conformity with GAAP requires management to make estimates and assumptions that affect the reported amounts of assets and liabilities and disclosure of contingent assets and liabilities at the date of the financial statements and the reported amounts of revenues and expenses during the reporting period. Actual results could differ from those estimates.

Investments: All investments are stated at fair value. Fair value is the value at which a financial instrument could be exchanged in a current transaction between willing parties, other than in a forced or liquidation sale. Authorized investments include deposits in the State of California administered Local Agency Investment Fund (LAIF), insured certificates of deposits, collateralized certificates of deposits, money market funds and securities backed by the U.S. Government.

MADERA IRRIGATION DISTRICT
NOTES TO THE BASIC FINANCIAL STATEMENTS (continued)

NOTE 1 – SUMMARY OF SIGNIFICANT ACCOUNTING POLICIES (continued)

Budgeting Procedures: Each year management of the District prepares a proposed budget, which is presented to the District's Board of Directors. The annual budget is then legally enacted through adoption of a budget resolution.

Fair value of financial instruments: Financial instruments include cash and cash equivalents, receivables, supplies inventory, prepaid expenses, accounts payable, other liabilities, accrued salaries and related liabilities, accrued compensated absences, accrued interest, unearned revenue, and water deposits, none of which are held for trading purposes. The fair values of all financial instruments do not differ materially from the aggregate carrying values of the financial instruments recorded in the accompanying Statements of Net Position.

Net Position: Net Position is the excess of all District's assets and deferred outflows over all its liabilities and deferred inflows. Net position is divided into the following three categories:

Net Investment in Capital Assets – describes the portion of net position which is represented by the current net book value of the District's capital assets, less the outstanding balance of any debt issued to finance these assets.

Restricted – describes the portion of net position which is restricted as to use by the terms and conditions of agreements with outside parties, governmental regulations, laws, or other restrictions which the District cannot unilaterally alter. These principally include facility capacity fees received for use on capital projects, fees charged for the provision of future water resources and debt service reserve funds.

Unrestricted – describes the portion of net position which is not restricted as to use.

Governmental Accounting Standards Update: During the year ending December 31, 2023, the District implemented the following standards:

GASB Statement No. 94 – *Public-Private and Public-Public Partnerships and Availability Payment Arrangements*. The requirements of this statement are effective for reporting periods beginning after June 15, 2022.

GASB Statement No. 96 – *Subscription-Based Information Technology Arrangements*. The requirements of this statement are effective for reporting periods beginning after June 15, 2022.

GASB Statement No. 99 – *Omnibus 2022*. The requirements of this statement are effective for reporting periods beginning after June 15, 2022.

Released GASB Statements to be implemented in future financial statements are as follows:

GASB Statement No. 100 – *Accounting Changes and Error Corrections*. The requirements of this statement are effective for reporting periods beginning after June 15, 2023.

GASB Statement No. 101 – *Compensated Absences*. The requirements of this statement are effective for reporting periods beginning after December 15, 2023.

GASB Statement No. 102 – *Certain Risk Disclosures*. The requirements of this statement are effective for reporting periods beginning after June 15, 2024.

Subsequent Events: In compliance with accounting standards, management has evaluated events that have occurred after year-end to determine if these events are required to be disclosed in the financial statements. Management has determined that no events require disclosure in accordance with accounting standards. These subsequent events have been evaluated through April 11, 2024, which is the date the financial statements were available to be issued.

MADERA IRRIGATION DISTRICT
NOTES TO THE BASIC FINANCIAL STATEMENTS (continued)

NOTE 2 – CASH AND INVESTMENTS

Cash and investments held by the District are reflected in the accompanying Statements of Net Position at December 31, 2023 and 2022, as follows:

	2023	2022
Cash and cash equivalents:		
Unrestricted	\$ 45,781,965	\$ 46,168,637
Restricted	1,713,270	440,819
Total cash and cash equivalents	\$ 47,495,235	\$ 46,609,456

Cash and cash equivalents as of December 31, 2023 and 2022, consist of the following:

Cash on hand	\$ 400	\$ 400
Deposits with financial institutions	5,734,250	14,382,789
Investments	41,760,585	32,226,267
Total cash and cash equivalents	\$ 47,495,235	\$ 46,609,456

The District’s cash and cash equivalents, except for investments in the State of California Local Agency Investment Fund (LAIF) and sweep account balances, are entirely insured by the Federal Depository Insurance Corporation (FDIC) or collateralized with pools of securities held by the pledging financial institution’s trust department or agent, but not in the District’s name. Statutes authorize the District to invest in U.S. Treasury and registered state warrants, notes, bonds, bills or certificates, commercial paper, repurchase agreements, and other similar instruments. The District’s cash and investments approximate market value at December 31, 2023 and 2022.

The District’s investment policy requires all deposits to be fully insured by the FDIC or otherwise collateralized with government securities (110% of the amount on deposit); investment in LAIF is limited to 95% of the total investment portfolio; investment maturities shall not exceed one year and six months with the exception of Treasury Notes, Bonds, and Federal Agency Obligations at three years and investments in the instruments fully guaranteed by the Federal Government shall be placed only through the District’s service bank or a broker/dealer approved by the Administrative and Finance Committee, and are limited to maturities no greater than three years. Although permitted under the District’s investment policy, sweep account balances are not insured or collateralized.

Interest Rate Risk: Interest rate risk is the risk in market rate changes that could adversely affect the fair value of an investment. Generally, the longer the maturity of an investment, the greater the sensitivity of its fair value to changes in market interest rates. The policy of the District is to limit the maturity of the District’s investments as stated above.

Information about the sensitivity of the fair values of the District’s investments to market interest rate fluctuations is provided by the following table that shows the distribution of the District’s investments by maturity at December 31, 2023 and 2022.

December 31, 2023		Remaining Maturity (in Months)		
		Total	12 Months or Less	13 to 24 Months
Investment Type				
State Investment Pool-LAIF	\$ 36,556,580	\$ 36,556,580	\$ -	\$ -
JPA Investment Pool-CACCLASS	5,204,005	5,204,005		
	\$ 41,760,585	\$ 41,760,585	\$ -	\$ -

December 31, 2022		Remaining Maturity (in Months)		
		Total	12 Months or Less	13 to 24 Months
Investment Type				
State Investment Pool-LAIF	\$ 32,226,267	\$ 32,226,267	\$ -	\$ -

MADERA IRRIGATION DISTRICT
NOTES TO THE BASIC FINANCIAL STATEMENTS (continued)

NOTE 2 – CASH AND INVESTMENTS (continued)

Credit Risk: Generally, credit risk is the risk that an issuer of an investment will not fulfill its obligation to the holder of an investment. This is measured by the assignment of a rating by a nationally recognized statistical rating organization. The policy of the District is to invest only in very safe institutions. Presented below is the minimum rating required by (where applicable) the California Government Code, the District’s investment policy, or debt agreements, and the actual Standard and Poor’s rating as of December 31, 2023 and 2022 for each investment type.

December 31, 2023 Investment Type	Fair Value	Minimum Legal Rating	AAAm	Not Rated
State Investment Pool-LAIF	\$ 36,556,580	N/A	\$ -	\$ 36,556,580
JPA Investment Pool-CACCLASS	5,204,005	N/A	-	5,204,005
Total	<u>\$ 41,760,585</u>		<u>\$ -</u>	<u>\$ 41,760,585</u>

December 31, 2022 Investment Type	Fair Value	Minimum Legal Rating	AAAm	Not Rated
State Investment Pool-LAIF	<u>\$ 32,226,267</u>	N/A	<u>\$ -</u>	<u>\$ 32,226,267</u>

Concentrations of Credit Risk: The policy of the District is to diversify investments so that the failure of any one issuer would not unduly harm the District’s cash flow.

Custodial Credit Risk: Custodial credit risk for deposits is the risk that, in the event of the failure of a depository financial institution, a government will not be able to recover its deposits or will not be able to recover collateral securities that are in possession of an outside party. The custodial risk for investments is the risk that, in the event of the failure of the counter-party (e.g., broker-dealer) to a transaction, a government will not be able to recover the value of its investment or collateral securities that are in the possession of another party. The California Government Code requires that a financial institution secure deposits made by state and local governmental units by pledging securities in an undivided collateral pool held by a depository regulated under state law (unless so waived by the governmental unit). The market value of the pledged securities in the collateral pool must equal at least 110% of the total amount deposited by public agencies. California law also allows financial institutions to secure District deposits by pledging first deed mortgage notes having a value of 150% of the secured public deposits.

The District’s deposits with financial institutions held in uncollateralized accounts are subject to custodial credit risk for deposits, including investments that were subject to custodial credit risk. The amount of collateralized funds in excess of the Federal Deposit Insurance Corporation coverage was \$6,130,213 and \$14,143,644 at December 31, 2023 and 2022, respectively. However, the excess funds held at December 31, 2023 and 2022 are still secured by the pledged securities in the collateral pool at 110% as noted in the paragraph above and as such are secure in that manner. Custodial credit risk does not apply to a local government’s indirect investment in securities through the use of mutual funds or government investment pools (such as LAIF).

Investment in State Investment Pool: The District is a voluntary participant in the Local Agency Investment Fund (LAIF) that is regulated by California Government Code under the oversight of the Treasurer of the State of California. The fair value of the District’s investment in this pool is reported in the accompanying financial statements at amounts based upon the District’s pro-rata share of the fair value provided by LAIF for the entire LAIF portfolio (in relation to the amortized cost of that portfolio). The balance available for withdrawal is based on the accounting records maintained by LAIF, which are recorded on the amortized cost basis.

MADERA IRRIGATION DISTRICT
NOTES TO THE BASIC FINANCIAL STATEMENTS (continued)

NOTE 3 – RECEIVABLES

In 2017, the District transferred the billing and collection duties for assessments and standby charges to the County of Madera. The transfer took place with the District’s 2017 assessments and 2016 standby charges. The assessment and standby charges receivable balance at December 31, 2023 and 2022, was \$8,029,264 and \$8,036,443, respectively. All assessments are considered to be collectible because any delinquent assessments remain on the County property tax roll and will be received by the District when the property is sold.

Accounts receivable consists of the following at December 31, 2023 and 2022:

	2023	2022
Water	\$ 138,742	\$ 398,318
Interest	367,253	168,349
Miscellaneous	38,191	738,022
Pacific Resources	493,171	-
Root Creek permits	517,714	40,300
Grant	-	102,244
PG&E/Soquel billing	109,055	-
Friant Power Authority	10,514	-
Insurance damage claim	-	3,660
	\$ 1,674,640	\$ 1,450,893

NOTE 4 – LEASE RECEIVABLE

On October 6, 2017, the District entered into a five-year lease agreement with TF Farms, which was amended on January 16, 2018. The District leases 10,816.44 acres to TF Farms for cattle grazing purposes. During the current year, TF Farms exercised the option to extend through January 15, 2028. Lease payments are due annually to the District and range from \$354,130 to \$375,923.

On October 19, 2021, the District entered into a five-year lease agreement which began January 1, 2022, and expires December 31, 2026, with an option to extend through December 31, 2031. The District expects Houret Cattle Co., Inc. and Diamond Ring Livestock to exercise this option. The District will lease 1,069 acres to Houret Cattle Co., Inc. and Diamond Ring Livestock for cattle grazing purposes. Lease payments are due annually to the District in the amount of \$50,500.

Payments on the lease receivable are expected to be received in the following subsequent years:

Year ending December 31:	Principal	Interest	Total
2024	\$ 405,287	\$ 60,740	\$ 466,027
2025	386,869	34,105	420,974
2026	406,000	20,424	426,424
2027	43,935	6,565	50,500
2028	45,576	4,924	50,500
2029-2030	96,077	4,923	101,000
	\$ 1,383,744	\$ 131,681	\$ 1,515,425

MADERA IRRIGATION DISTRICT
NOTES TO THE BASIC FINANCIAL STATEMENTS (continued)

NOTE 5 – INVESTMENT IN WATER AND POWER AUTHORITIES

The District participates in several joint powers authorities (JPA's) organized to develop hydroelectric power for use by public agencies and for other functions related to the purpose of the District. The JPA's are not component units of the District, however the following are considered joint ventures as defined by GASB No.14. If the District is to share in the profits and losses of the joint venture, the initial investment is recorded at cost and then adjusted to reflect the joint venture's results of operations. If the District does not have an ongoing financial responsibility for the joint venture's debts, the investment account is not reduced below zero. If the District does not have an ongoing financial interest or an ongoing financial responsibility, the power authority is classified as a joint governed organization.

Investments in water and power authorities were as follows at December 31, 2023 and 2022:

Investment in Joint Ventures	2023	(Restated) 2022
Madera-Chowchilla Water & Power Authority	\$ 1,414,994	\$ 1,503,299
Friant Power Authority	4,364,930	4,470,836
	<u>\$ 5,779,924</u>	<u>\$ 5,974,135</u>

Madera-Chowchilla Water & Power Authority: The District entered into a joint powers agreement with the Chowchilla Water District to form the Madera-Chowchilla Water & Power Authority (MCW&PA). The Authority is administered by the Board of Directors of each District. The Authority handles electrical generation projects that are to be shared between the two districts equally and the operations and maintenance of the Madera Canal.

Separate financial statements are available from the Madera-Chowchilla Water & Power Authority. Condensed financial information of MCW&PA is as follows as of December 31, 2023 and 2022:

	2023	(Restated) 2022
Total Assets	<u>\$ 3,055,400</u>	<u>\$ 3,234,558</u>
Total Liabilities	225,412	227,957
Total Net Position	<u>2,829,988</u>	<u>3,006,601</u>
Total Liabilities and Net Position	<u>\$ 3,055,400</u>	<u>\$ 3,234,558</u>
Total Operating Revenues	\$ 2,567,243	\$ 1,560,783
Total Operating Expenses	<u>1,533,731</u>	<u>1,406,833</u>
Net Income (Loss) from Operations	1,033,512	153,950
Total Nonoperating Revenues (Expenses)	<u>(1,210,125)</u>	<u>(141,322)</u>
Change in Net Position	(176,613)	12,628
Net Position, Beginning of Year	<u>3,006,601</u>	<u>2,993,973</u>
Net Position, End of Year	<u>\$ 2,829,988</u>	<u>\$ 3,006,601</u>

MADERA IRRIGATION DISTRICT
NOTES TO THE BASIC FINANCIAL STATEMENTS (continued)

NOTE 5 – INVESTMENT IN WATER AND POWER AUTHORITIES (continued)

Friant Power Authority: The Friant Power Authority (FPA) is comprised of eight special districts to develop hydroelectric power for use by public agencies. The District has a participation interest of 12.5% in the Quinten Luallen Power Plant and 9.25% in the remaining net position of the Authority. FPA currently operates plants at the Friant Dam. Separate financial statements of FPA are available through the Authority. Condensed financial information of FPA is as follows as of December 31, 2023 and 2022:

	<u>2023</u>	<u>2022</u>
Total Assets	<u>\$ 38,036,380</u>	<u>\$ 38,806,188</u>
Total Liabilities	254,221	194,324
Total Net Position	<u>37,782,159</u>	<u>38,611,864</u>
Total Liabilities and Net Position	<u>\$ 38,036,380</u>	<u>\$ 38,806,188</u>
Total Operating Revenues	\$ 10,545,834	\$ 7,363,729
Total Operating Expenses	<u>3,524,365</u>	<u>3,097,488</u>
Net Income from Operations	7,021,469	4,266,241
Total Nonoperating Revenues (Expenses)	116,811	44,644
Total Contributions from Members (Distributions)	<u>(7,967,985)</u>	<u>(5,192,578)</u>
Change in Net Position	(829,705)	(881,693)
Net Position, Beginning of Year	<u>38,611,864</u>	<u>39,493,557</u>
Net Position, End of Year	<u>\$ 37,782,159</u>	<u>\$ 38,611,864</u>

Jointly Governed Organizations:

Friant Water Authority

The Friant Water Authority (FWA) is comprised of 15 special districts to operate the Friant-Kern Canal. FWA is governed by a Board consisting of a representative from each member district. The Board controls the operations of FWA, including selection of management and approval of operating budgets, independent of influence by the member district beyond their representation on the Board. Each member is assessed for administrative costs of FWA based on their proportionate share of water received from the United States Bureau of Reclamation. Separate financial statements are available through the Authority.

Association of California Water Agencies Joint Powers Insurance Authority

The District entered into a joint powers agreement, along with other members of the Association of California Water Agencies (ACWA), to form a self-insuring pool for liability coverage. ACWA is governed by a Board of Directors composed of one representative from each member agency. The governing board controls the operation independent of any influence by the District other than that District's representation on the governing board. Separate financial statements of ACWA are available through the Authority.

MADERA IRRIGATION DISTRICT
NOTES TO THE BASIC FINANCIAL STATEMENTS (continued)

NOTE 6 – CAPITAL ASSETS

Capital asset activity for the year ended December 31, 2023, was as follows:

	Beginning Balance	Additions / Completions	Retirements / Adjustments	Ending Balance
Capital assets not being depreciated:				
Land and tax title property	\$ 22,337,347	\$ -	\$ -	\$ 22,337,347
Madera Ranch - Vernal Pools	899,588	-	-	899,588
Construction in progress	156,422	2,122,134	(640,895)	1,637,661
Total capital assets not being depreciated	23,393,357	2,122,134	(640,895)	24,874,596
Capital assets being depreciated:				
Transmission/distribution system	28,931,760	20,623	-	28,952,383
Madera Ranch - improvements	108,978	-	-	108,978
Buildings	718,492	-	-	718,492
Construction and shop equipment	2,816,652	486,276	(191,947)	3,110,981
Transportation equipment	1,594,783	132,195	(145,056)	1,581,922
Office furniture	267,419	-	-	267,419
Yards and grounds	167,278	-	-	167,278
Total capital assets being depreciated	34,605,362	639,094	(337,003)	34,907,453
Less accumulated depreciation for:				
Transmission/distribution system	(22,562,253)	(342,264)	-	(22,904,517)
Madera Ranch - improvements	(66,789)	(3,625)	-	(70,414)
Buildings	(673,267)	(5,987)	-	(679,254)
Construction and shop equipment	(1,921,191)	(256,714)	191,947	(1,985,958)
Transportation equipment	(1,158,349)	(164,523)	140,615	(1,182,257)
Office furniture and equipment	(197,715)	(24,004)	-	(221,719)
Yards and grounds	(112,791)	(14,466)	-	(127,257)
Total accumulated depreciation	(26,692,355)	(811,583)	332,562	(27,171,376)
Total Capital Assets being Depreciated, Net	7,913,007	(172,489)	(4,441)	7,736,077
Total Capital Assets, Net	\$ 31,306,364	\$ 1,949,645	\$ (645,336)	\$ 32,610,673

Depreciation and amortization expense for the year ended December 31, 2023, was \$811,583.

MADERA IRRIGATION DISTRICT
NOTES TO THE BASIC FINANCIAL STATEMENTS (continued)

NOTE 6 – CAPITAL ASSETS (continued)

Capital asset activity for the year ended December 31, 2022, was as follows:

	Beginning Balance	Additions / Completions	Retirements / Adjustments	Ending Balance
Capital assets not being depreciated:				
Land and tax title property	\$ 19,908,628	\$ 2,428,719	\$ -	\$ 22,337,347
Madera Ranch - Vernal Pools	899,588	-	-	899,588
Construction in progress	2,257,600	126,767	(2,227,945)	156,422
Total capital assets not being depreciated	<u>23,065,816</u>	<u>2,555,486</u>	<u>(2,227,945)</u>	<u>23,393,357</u>
Capital assets being depreciated:				
Transmission/distribution system	28,771,780	159,980	-	28,931,760
Madera Ranch - improvements	108,978	-	-	108,978
Buildings	718,492	-	-	718,492
Construction and shop equipment	2,802,603	14,049	-	2,816,652
Transportation equipment	1,624,146	-	(29,363)	1,594,783
Office furniture	267,419	-	-	267,419
Yards and grounds	167,278	-	-	167,278
Total capital assets being depreciated	<u>34,460,696</u>	<u>174,029</u>	<u>(29,363)</u>	<u>34,605,362</u>
Less accumulated depreciation for:				
Transmission/distribution system	(22,223,171)	(339,082)	-	(22,562,253)
Madera Ranch - improvements	(63,165)	(3,624)	-	(66,789)
Buildings	(662,102)	(11,165)	-	(673,267)
Construction and shop equipment	(1,718,781)	(202,410)	-	(1,921,191)
Transportation equipment	(1,021,721)	(160,398)	23,770	(1,158,349)
Office furniture and equipment	(170,561)	(27,154)	-	(197,715)
Yards and grounds	(97,880)	(14,911)	-	(112,791)
Total accumulated depreciation	<u>(25,957,381)</u>	<u>(758,744)</u>	<u>23,770</u>	<u>(26,692,355)</u>
Total Capital Assets being Depreciated, Net	<u>8,503,315</u>	<u>(584,715)</u>	<u>(5,593)</u>	<u>7,913,007</u>
Total Capital Assets, Net	<u>\$ 31,569,131</u>	<u>\$ 1,970,771</u>	<u>\$ (2,233,538)</u>	<u>\$ 31,306,364</u>

Depreciation and amortization expense for the year ended December 31, 2022, was \$758,744.

MADERA IRRIGATION DISTRICT
NOTES TO THE BASIC FINANCIAL STATEMENTS (continued)

NOTE 7 – LONG-TERM DEBT

Long-term debt activity for the years ended December 31, 2023 and 2022, was as follows:

	Balance January 1, 2023	Additions	Reductions	Balance December 31, 2023	Amounts Due Within One Year
Water Revenue Refunding Bond Series 2015	\$ 12,955,000	\$ -	\$(1,905,000)	\$ 11,050,000	\$ 2,000,000
Add issuance premium	1,912,296	-	(337,266)	1,575,030	-
	<u>14,867,296</u>	<u>-</u>	<u>(2,242,266)</u>	<u>12,625,030</u>	<u>2,000,000</u>
Water Revenue Refunding Bonds Series 2016	18,990,000	-	(905,000)	18,085,000	950,000
Add issuance premium	2,274,879	-	(155,070)	2,119,809	-
	<u>21,264,879</u>	<u>-</u>	<u>(1,060,070)</u>	<u>20,204,809</u>	<u>950,000</u>
	<u>\$ 36,132,175</u>	<u>\$ -</u>	<u>\$(3,302,336)</u>	<u>\$ 32,829,839</u>	<u>\$ 2,950,000</u>
	Balance January 1, 2022	Additions	Reductions	Balance December 31, 2022	Amounts Due Within One Year
Water Revenue Refunding Bond Series 2015	\$ 17,320,000	\$ -	\$(4,365,000)	\$ 12,955,000	\$ 1,905,000
Add issuance premium	2,285,930	-	(373,634)	1,912,296	-
	<u>19,605,930</u>	<u>-</u>	<u>(4,738,634)</u>	<u>14,867,296</u>	<u>1,905,000</u>
Water Revenue Refunding Bonds Series 2016	19,850,000	-	(860,000)	18,990,000	905,000
Add issuance premium	2,435,894	-	(161,015)	2,274,879	-
	<u>22,285,894</u>	<u>-</u>	<u>(1,021,015)</u>	<u>21,264,879</u>	<u>905,000</u>
	<u>\$ 41,891,824</u>	<u>\$ -</u>	<u>\$(5,759,649)</u>	<u>\$ 36,132,175</u>	<u>\$ 2,810,000</u>

2015 Water Revenue Refunding Bonds: In September 2015, the District issued \$29,275,000 in water revenue refunding bonds to advance refund \$32,365,000 of outstanding 2011 Series bonds. The net bond proceeds of \$32,729,008 (including a premium of \$3,987,088 and reduced by payments of \$533,080 in issuance costs) plus an additional \$6,470,872 in 2011 sinking fund monies and assessments on hand with the District, were used to purchase U.S. government securities. Those securities were deposited in an irrevocable trust with an escrow agent to provide for all future debt service payments on the 2011 bonds. As a result, the 2011 Series bonds are considered to be defeased and the liability for those bonds has been removed from the Statements of Net Position.

The 2015 water revenue refunding bonds bear interest at 2.0% to 5.0% and are payable semi-annually on March 1, and September 1, commencing March 1, 2016. The bonds mature annually at various amounts through September 1, 2030. The bonds are payable primarily from the proceeds of the 2011 assessments levied as a result of Proposition 218. The aggregate debt service payments on the new debt are approximately \$20,927,405 less than the old debt. The issuance of the new debt resulted in an economic gain (the difference between the present value of the old and new debt payments) of approximately \$7,627,614.

MADERA IRRIGATION DISTRICT
NOTES TO THE BASIC FINANCIAL STATEMENTS (continued)

NOTE 7 – LONG-TERM DEBT (continued)

2015 Water Revenue Refunding Bonds (continued):

The following are significant terms that pertain to the 2015 Water Revenue Refunding Bonds. Acceleration clause: in the event of default, the Trustee, upon notice in writing to the District, to declare the principal of all the bonds then outstanding, and the interest accrued thereon, to be due and payable immediately. Any such declaration, however, is subject to the condition that if, at any time after such declaration and before any judgment or decree for the payment of the moneys due will have been obtained or entered, the District may deposit with the Trustee a sum sufficient to pay all the principal or installments of interest on the bond payments of which are overdue, with interest on such overdue principal at the rate borne by the respective bonds, and the reasonable charges and expenses of the Trustee, and any all other defaults known to the Trustee. Events of default: default in the due and punctual payment of the principal, default in the due and punctual payment of any installment of interest, default by the District in the observance of any of the covenants, abandonment of the District of the enterprise, the District's filing a petition in voluntary bankruptcy, or an event of default with respect to any Parity Obligation.

The annual debt service requirements to maturity for the 2015 water revenue refunding bonds are as follows:

Year Ending December 31,	Principal	Interest	Total Debt Service
2024	\$ 2,000,000	\$ 552,500	\$ 2,552,500
2025	2,100,000	452,500	2,552,500
2026	2,205,000	347,500	2,552,500
2027	2,315,000	237,250	2,552,250
2028	2,430,000	121,500	2,551,500
Totals	<u>\$ 11,050,000</u>	<u>\$ 1,711,250</u>	<u>\$ 12,761,250</u>

Interest expense on the 2015 Water Revenue Refunding Bonds for the years ended December 31, 2023 and 2022 was \$616,000 and \$793,567, respectively.

2016 Water Revenue Refunding Bonds: In September 2016, the District issued \$23,710,000 in water revenue refunding bonds to advance refund \$34,280,000 of outstanding 2008 Series bonds. The bonds were issued to provide funds to defease the outstanding 2008 water revenue bonds, pay the costs of a municipal bond insurance policy and a reserve fund surety policy, and to pay bond issuance costs. The net bond proceeds of \$26,495,574 (including a premium of \$3,256,473 and reduced by payments of \$470,899 in issuance costs) plus an additional contribution from the District of \$7,500,000 and 2008 reserve funds of \$2,667,925 were used to purchase U.S. government securities.

Those securities were deposited in an irrevocable trust with an escrow agent to provide for all future debt service payments on the 2008 bonds. As a result, the 2008 Series bonds are considered to be defeased and the liability for those bonds has been removed from the Statements of Net Position.

The 2016 revenue bonds bear interest at 3.0% to 5.0% and are payable semi-annually on March 1, and September 1, commencing March 1, 2017. The bonds mature annually at various amounts through September 1, 2037. The bonds are payable from net revenues of the District. The aggregate debt service payments on the new debt are approximately \$20,785,987 less that the old debt. The issuance of the new debt resulted in an economic gain (the difference between the present value of the old and new debt payments) of approximately \$9,137,686.

**MADERA IRRIGATION DISTRICT
NOTES TO THE BASIC FINANCIAL STATEMENTS (continued)**

NOTE 7 – LONG-TERM DEBT (continued)

2016 Water Revenue Refunding Bonds (continued):

The following are significant terms that pertain to the 2016 Water Revenue Refunding Bonds. Acceleration clause: in the event of default, the Trustee, upon notice in writing to the District, to declare the principal of all the bonds then outstanding, and the interest accrued thereon, to be due and payable immediately. Any such declaration, however, is subject to the condition that if, at any time after such declaration and before any judgment or decree for the payment of the moneys due will have been obtained or entered, the District may deposit with the Trustee a sum sufficient to pay all the principal or installments of interest on the bond payments of which are overdue, with interest on such overdue principal at the rate borne by the respective bonds, and the reasonable charges and expenses of the Trustee, and any all other defaults known to the Trustee. Events of default: default in the due and punctual payment of the principal, default in the due and punctual payment of any installment of interest, default by the District in the observance of any of the covenants, abandonment of the District of the enterprise, the District's filing a petition in voluntary bankruptcy, or an event of default with respect to any Parity Obligation.

The annual debt service requirements to maturity for the 2016 water revenue refunding bonds are as follows:

Year Ending December 31,	Principal	Interest	Total Debt Service
2024	\$ 950,000	\$ 725,750	\$ 1,675,750
2025	995,000	678,250	1,673,250
2026	1,050,000	628,500	1,678,500
2027	1,100,000	576,000	1,676,000
2028	1,155,000	521,000	1,676,000
2029-2033	6,610,000	1,760,850	8,370,850
2034-2037	6,225,000	473,850	6,698,850
Totals	<u>\$ 18,085,000</u>	<u>\$ 5,364,200</u>	<u>\$ 23,449,200</u>

Interest expense on the 2016 Water Revenue Refunding Bonds for the years ended December 31, 2023 and 2022 was \$755,917 and \$796,669, respectively.

NOTE 8 – SOQUEL ELECTRIC GENERATION REVENUE

The District and Pacific Gas and Electric Company (PG&E) entered into a contract for the use of the water by PG&E under the rights owned by the District in the operation of the hydroelectric development on the North Fork Willow Creek. In accordance with this contract, PG&E is committed to make annual payments on September 30 of each year based on energy delivered for the period October 1 – July 31. The contract has been renewed on a continuing basis from year to year.

The District has recognized revenue payments from Pacific Gas and Electric for the years ended December 31, 2023 and 2022, of \$93,079 and \$233,142, respectively.

MADERA IRRIGATION DISTRICT
NOTES TO THE BASIC FINANCIAL STATEMENTS (continued)

NOTE 9 – COMMITMENTS AND CONTINGENCIES

- A. Under its 9(d) repayment contract with the U.S. Bureau of Reclamation, the District is committed on an annual basis to pay the published water marketing and storage costs for 24,000 acre feet of stored water in Hidden Dam. The estimated total cost for 2023 is \$828,240 plus an additional \$12.02 per acre foot Restoration Fund charge on 24,000 acre feet, required by the Central Valley Improvement Act.
- B. Under its new 9(d) contract with USBR, the District is entitled to receive (if available) up to 85,000 acre feet of Class 1 Friant water and up to 186,000 acre feet of Class 2 Friant water. The District is obligated to pay only for water actually delivered at the 2023 rates of \$52.71 per acre foot for Class 1 water and \$38.94 per acre foot for Class 2 water inclusive of all applicable USBR charges.
- C. The District holds a Warren Act Contract with the United States Bureau of Reclamation for the storage and conveyance of non-CVP water behind Friant Dam. The District pays the USBR at the rate of \$18.93 per acre foot on the actual quantities stored and conveyed on behalf of the District.
- D. The District has established a deferred compensation plan in accordance with Internal Revenue Code Section 457. The plan, available to all full-time employees, permits them to defer a portion of their salary until future years. Participation in the plan is optional. The deferred compensation is not available to employees until termination, retirement, death or unforeseeable emergency. All amounts deferred under the plan and all income attributable to those amounts are solely the property and rights of the plan participants and accordingly are not reported on the District's financial statements in accordance with Governmental Accounting Standards Board Statement No. 32 – "Accounting and Financial Reporting for Internal Revenue Code Section 457 Deferred Compensation Plans."
- E. The District adopted effective August 1, 2019, a defined contribution 401(a) Retirement Plan covering substantially all of its employees. The District contributes 4% of the employee's regular annual compensation. In addition, the District will match the employees' contribution 4.5% (a total of 8.5%).

Employees are fully vested in the District's contribution upon completion of six years of service. The 401(a) Retirement Plan expense for 2023 and 2022 was approximately \$289,344 and \$253,645, respectively. The payroll for employees covered by the District 401(a) Plan for the year ended December 31, 2023 and 2022 was approximately \$3,404,039 and \$2,984,060, respectively.

- F. The JPIA is an intergovernmental risk-pooling self-insured authority, created under the provision of California Government Code 6500 et.seq. The purpose of JPIA is to arrange and administer programs of insurance for the pooling of self-insured losses and to purchase excess insurance coverage.

Self-Insurance Programs of JPIA:

On December 31, 2023, the Agency's participation in the self-insurance programs of JPIA is as follows:

General, Automobile, Employment Practices & Public Officials' Liability. Broad coverage against third-party claims for the Agency, its directors, employees, and volunteers. Covered up to the following limits: the JPIA pools for first \$5 million and purchases reinsurance and excess coverage with limit up to \$50 million with aggregated policy limits.

Property Loss: Covered up to replacement value with a \$2,500 deductible per occurrence on scheduled buildings, fixed equipment and contents, actual cash value on scheduled mobile equipment with a \$2,500 deductible per occurrence, and actual cash value on scheduled vehicles with a \$1,000 deductible per occurrence. JPIA is self-insured up to \$10,000,000 per loss and has purchased re-insurance coverage up to a \$500,000,000 limit per occurrence. Scheduled fixed equipment is covered for Accidental Mechanical Breakdown up to a sub-limit of \$100,000,000 with deductibles of \$25,000 to \$50,000 depending on the type of equipment.

MADERA IRRIGATION DISTRICT
NOTES TO THE BASIC FINANCIAL STATEMENTS (continued)

NOTE 9 – COMMITMENTS AND CONTINGENCIES (continued)

Cyber Liability: Including Cyber Security up to \$3,000,000 Aggregate Limit per Member. Cyber Liability Deductible is \$100,000 based on Agency’s Total Scheduled Value.

Employee Dishonesty/Crime Supplement: Covered up to \$100,000 per occurrence with a \$1,000 deductible for employee dishonesty, forgery or alteration, and computer fraud. The program covers all employees, the Board of Directors, and the Treasurer.

During 2023, there were no reductions in insurance coverage from the prior year. Settlement amounts have not exceeded insurance coverage for each of the three prior years.

- G. The District is also party to other legal proceedings and claims which arise during the ordinary course of business. In the opinion of management, the ultimate outcome of the claims and litigation will not have a material adverse effect on the District’s financial position.

NOTE 9 – PRIOR YEAR RESTATEMENT

The District’s prior year financial statements are being restated due to a prior period adjustment being made to the audited financial statements of Madera-Chowchilla Water & Power Authority (MCW&PA), a joint powers authority, which is an investment of the District. The prior period adjustment on the MCW&PA audited financial statements created an increase in the net position of MCW&PA totaling \$2,214,214. The increase to the District’s investment in MCW&PA as of December 31, 2022 was \$1,107,107. The prior period adjustment increased the investments in water and power authorities balance by \$1,107,107 as of December 31, 2022. The following table shows the changes in the restated financial statements:

	<u>Restated 2022</u>	<u>As Previously Recorded 2022</u>	<u>Change</u>
Investments in water and power authorities	5,974,135	4,867,029	\$ 1,107,106
	<u>Restated 2022</u>	<u>As Previously Recorded 2022</u>	<u>Change</u>
Total Assets and Deferred Outflow of Resources	\$ 128,686,028	\$ 127,578,922	\$ 1,107,106
Total Liabilities, Deferred Inflows of Resources and Net Position	\$ 128,686,028	\$ 127,578,922	\$ 1,107,106
Net Income from Operations	\$ 7,946,314	\$ 7,946,314	\$ -
Total Nonoperating Revenues (Expenses)	\$ 609,741	\$ 609,741	\$ -
Net Position, End of Year	\$ 77,566,577	\$ 76,459,471	\$ 1,107,106



**INDEPENDENT AUDITORS' REPORT ON INTERNAL CONTROL OVER FINANCIAL REPORTING AND ON COMPLIANCE
AND OTHER MATTERS BASED ON AN AUDIT OF FINANCIAL STATEMENTS PERFORMED IN ACCORDANCE WITH
GOVERNMENT AUDITING STANDARDS**

To the Board of Directors
Madera Irrigation District

We have audited, in accordance with the auditing standards generally accepted in the United States of America and the standards applicable to financial audits contained in *Government Auditing Standards* issued by the Comptroller General of the United States, the financial statements of the business-type activities of the Madera Irrigation District (the District), as of and for the years ended December 31, 2023 and 2022, and the related notes to the basic financial statements, which collectively comprise the District's basic financial statements, and have issued our report thereon dated April 11, 2024.

Report on Internal Control over Financial Reporting

In planning and performing our audits of the financial statements, we considered the District's internal control over financial reporting (internal control) as a basis for designing audit procedures that are appropriate in the circumstances for the purpose of expressing our opinions on the financial statements, but not for the purpose of expressing an opinion on the effectiveness of the District's internal control.

A *deficiency in internal control* exists when the design or operation of a control does not allow management or employees, in the normal course of performing their assigned functions, to prevent, or detect and correct, misstatements on a timely basis. A *material weakness* is a deficiency, or a combination of deficiencies, in internal control, such that there is a reasonable possibility that a material misstatement of the entity's financial statements will not be prevented, or detected and corrected on a timely basis. A *significant deficiency* is a deficiency, or a combination of deficiencies, in internal control that is less severe than a material weakness, yet important enough to merit attention by those charged with governance.

Our consideration of internal control was for the limited purpose described in the first paragraph of this section and was not designed to identify all deficiencies in internal control that might be material weaknesses or significant deficiencies and therefore, material weaknesses or significant deficiencies may exist that were not identified. Given these limitations, during our audit we did not identify any deficiencies in internal control that we consider to be material weaknesses. However, material weaknesses may exist that have not been identified.

Report on Compliance and Other Matters

As part of obtaining reasonable assurance about whether the District's financial statements are free from material misstatement, we performed tests of its compliance with certain provisions of laws, regulations, contracts, and grant agreements, noncompliance with which could have a direct and material effect on the determination of financial statement amounts. However, providing an opinion on compliance with those provisions was not an objective of our audit, and accordingly, we do not express such an opinion. The results of our tests disclosed no instances of noncompliance or other matters that are required to be reported under *Government Auditing Standards*.

Purpose of this Report

The purpose of this report is solely to describe the scope of our testing of internal control and compliance and the results of that testing, and not to provide an opinion on the effectiveness of the District's internal control or on compliance. This report is an integral part of an audit performed in accordance with *Government Auditing Standards* in considering the District's internal control and compliance. Accordingly, this communication is not suitable for any other purpose.

HHC, INC.

A handwritten signature in blue ink that reads "HHC, Inc." in a cursive, slightly slanted font.

Fresno, California
April 11, 2024

**MADERA IRRIGATION DISTRICT
SCHEDULE OF FINDINGS AND RESPONSES
FOR THE YEAR ENDED DECEMBER 31, 2023**

There are no financial statement findings to be reported in accordance with *Government Auditing Standards*.

**MADERA IRRIGATION DISTRICT
SCHEDULE OF PRIOR YEAR FINDINGS AND RESPONSES
FOR THE YEAR ENDED DECEMBER 31, 2022**

There are no financial statement findings to be reported in accordance with *Government Auditing Standards*.